

**TMDB System
User Manual
(Registrar)**

Version 2.3 Final

ICANN Sunrise and Claims	Version: 2.2 (Final)
TMDB System User manual	Date: 22 oktober 2013

Table of contents

- 1. INTRODUCTION 4**
 - 1.1. OVERVIEW OF THE TMDB SYSTEM 4
 - 1.2. THE INTENDED AUDIENCE FOR THIS DOCUMENT 4
 - 1.3. OVERVIEW OF THIS USER MANUAL..... 4
 - 1.4. REFERENCED DOCUMENTS..... 4
- 2. SUNRISE AND CLAIM PROCESSES..... 5**
- 3. USING THE TMDB SYSTEM IN THE REGISTRAR ROLE..... 6**
 - 3.1. TMDB FIRST TIME REGISTRATION AND LOGON 6
 - 3.2. USER PROFILE MANAGEMENT 9
 - 3.3. TMDB SYSTEM CONNECTIONS CONFIGURATION..... 10
 - 3.4. DOWNLOADING FILES OR UTILIZING SERVICES 11
- 4. APPENDIX..... 13**
 - 4.1. FREQUENTLY ASKED QUESTIONS 13
 - 4.2. GLOSSARY 15

ICANN Sunrise and Claims	Version: 2.2 (Final)
TMDB System User manual	Date: 22 oktober 2013

Table of figures

Figure 1 Example of an email with account information	6
Figure 2: Registration screen for a Registrar	7
Figure 3: Registrar login screen.....	8
Figure 4: Set a new password screen	8
Figure 5: Profile screen for a Registrar	9
Figure 6: Screen to specify Person of Contact (POC) information.....	9
Figure 7: Screen to configure the SMD revocation list service	10
Figure 8: Screen to configure the CNIS service.....	10
Figure 9: Switching from production to test (and vice versa).....	11

ICANN Sunrise and Claims	Version: 2.2 (Final)
TMDB System User manual	Date: 22 oktober 2013

1. Introduction

This User Manual contains all essential information for the Registrar Operator to make full use of the TMDB system. This manual includes a description of the platform, its functions, capabilities and step-by-step procedures for configuring and utilizing connections to the system.

1.1. Overview of the TMDB system

Starting in 2013, new generic Top Level Domains (TLDs) will be introduced. Two processes are designed to protect trademark rights in this new domain space. These processes are called the 'Sunrise' and 'Claims' processes.

ICANN has designated the setup of a single central Trademark Database (TMDB) to support the Sunrise and Claims processes that have to be implemented by Registry and Registrar Operators.

In addition to supporting sunrise and claims processes, the TMDB system includes a test function allowing Registrar Operators to test those processes.

In summary, the TMDB system allows Registrar Operators to:

- Self-register with the TMDB. To be able to self-register with the TMDB the Registrar Operator needs to possess an ICANN issued Registration Token as described in Section 3.1
- Manage their profile, i.e. manage contact details and connection details (IP addresses and passwords) as described in 3.2
- Retrieve the SMD Revocation List as described in Sections 3.3.1 and 3.4.1

1.2. The intended audience for this document

This User Manual is intended for ICANN-accredited Registrar Operators or Registrars (entities that register Domain Names with the Registry on behalf of a Registrant. Only Registrars that are authorized by ICANN are able to use the TMDB system. It is assumed that the readers of this document are already familiar with domain registration processes and ICANN's new gTLD program.

1.3. Overview of this user manual

This manual contains the following chapters:

- Chapter 1: Introduction to the TMDB system and its users.
- Chapter 2: General overview of the Sunrise and Claim processes.
- Chapter 3: Explanation how Registrars can use the TMDB system.
- Chapter 4: Appendix.

Please note that the project is still under development and thus subject to change and feedback. The screens shown in this document may vary from the actual final screens.

1.4. Referenced documents

The following documents are referenced in this user manual:

Ref nr	Document	Version	Date	Author
1	TMCH Functional Specifications	6	13-05-2013	G. Lozano
	http://tools.ietf.org/html/draft-lozano-tmch-func-spec			

ICANN Sunrise and Claims	Version: 2.2 (Final)
TMDB System User manual	Date: 22 oktober 2013

2. Sunrise and Claim processes

This chapter provides a general overview of the Sunrise and Claims processes for which the TMDB system is used. As part of ICANN's New gTLD program, the number of new generic Top Level Domains (TLDs) will expand considerably. Currently, there are just a handful of Top Level Domains, such as .com, .net, .org, .gov, .mil, .edu, .mobi, .jobs, etc. Starting in 2013, many new generic Top Level Domain names will be created. Some may be open for anyone to use while others may be restricted to members of a particular group, company, or community.

The Sunrise and Claim processes are set up to protect trademark rights:

- Sunrise process (the Sunrise period):
 - Allows trademark holders and agents that have successfully submitted trademark records and had minimum sunrise eligibility verified by the Clearinghouse an opportunity to register domain names derived from the registered and validated mark names contained in the TMDB, in a new gTLD during the sunrise period that precedes the general availability of the new gTLD to the public.
 - Notifies trademark holders or agents of the registration of a domain name matching a label of a registered and validated mark name in the TMDB
- Claims process (the Claims period):
 - Ensures that all Registrants who want to register a domain name matching a label matching a Clearinghouse record are presented with a Trademark Notice containing information about the mark records and that Registrants have acknowledged the existing trademark records concerning the desired label prior to the domain name registration.
 - Notifies trademark holders or agents of the registration of a domain name matching a label of a registered and validated mark name in the TMDB

Refer to ICANN's website (<http://newgtlds.icann.org/en/about/trademark-clearinghouse>) for further details about the Sunrise and Claims processes.

ICANN Sunrise and Claims	Version: 2.2 (Final)
TMDB System User manual	Date: 22 oktober 2013

3. Using the TMDB system in the Registrar role

The Trademark Clearinghouse Database (TMDB) system serves as the central database to provide information to Registrars to support the Sunrise and Claims services. This chapter provides a general overview of the TMDB system web client.

Registrars can request a SMD revocation list (section 3.4.1) and a CNIS file (section 3.4.2) from the TMDB system. The SMD revocation list can be requested at any time, however, a digitally unique "Lookup Key" must be obtained from the Registry (section 4.4.2) before a CNIS file can be requested.

In order to request a SMD revocation list or a CNIS file, Registrars must be registered within the TMDB system (section 3.1) and have configured the required connections within the TMDB system (section 3.3).

These actions are described in detail in the next sections.

3.1. TMDB first time registration and logon

Before using the TMDB system, Registrars will first have to register in the system.

The TMDB web platform can be reached via the URL:

<https://marksdb.org/tmdb/public/>

In order to register for a TMDB web client account, an ICANN-provided registration token is required. If you are an ICANN accredited Registrar and have not received a registration token, contact ICANN support at newqtld@icann.org.

Subject: TMDB registration process - Your sign in details

Dear <"name">,

Thank you for completing the Registrar registration process, you are now also granted access to the TMDB environment.

The Web interface can be accessed via "<https://marksdb.org/tmdb/>"

Your credentials to access the TMDB environment are:

- Registrar id: <username>
- Token: <password>

Contact us for additional information regarding the environment <https://marksdb.org/tmdb/public/contact>

Please use the ticketing system available on the Clearinghouse User Interface to submit any issues or questions. We look forward to receiving your comments.

We thank you for your trust.

The Clearinghouse

Please do not reply to this e-mail address. If you should have any queries, then please submit your questions through the ticketing system available on the Clearinghouse User Interface.

Figure 1 Example of an email with account information

ICANN Sunrise and Claims	Version: 2.2 (Final)
TMDB System User manual	Date: 22 oktober 2013

Once a Registrar ID (which is your IANA Registrar ID) and a registration token have been received from ICANN, enter the token on the registration page in the "Enter your token" field and then press the 'Submit' button.

Figure 2: Registration screen for a Registrar

After the registration token has been submitted, the TMDB web interface will display a message indicating the registration was successful. Upon a successful registration, an email will be sent with the following information:

- An user ID
- A temporary password
- The URL (link) to your login page

You may also go straight to your TMDB login page by clicking the 'Back to ICANN' link that will appear on your screen after you have submitted your registration token.

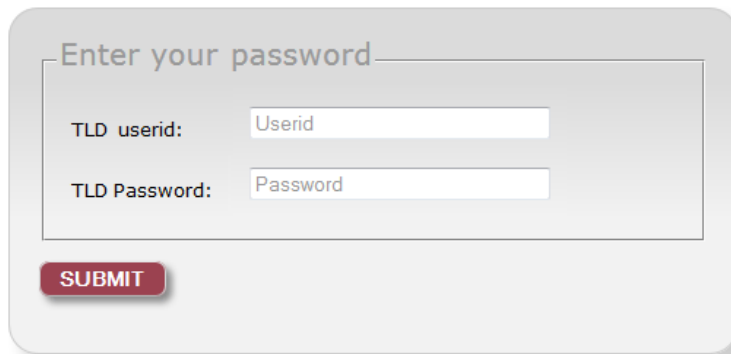
If the registration was unsuccessful, or if there are problems with the provided registration token, contact support by selecting the 'Contact' link.

After you have received an email with your account information, you can log on to the TMDB system by navigating to your login page (the URL/link contained in the email).

<https://marksdb.org/tmdb/public/loginform>

On this page you can enter the user ID and temporary password received in the email described above.

ICANN Sunrise and Claims	Version: 2.2 (Final)
TMDB System User manual	Date: 22 oktober 2013

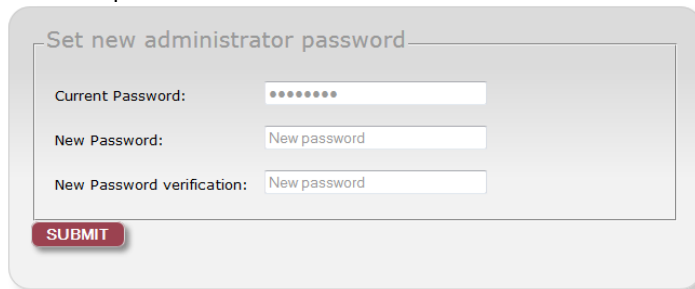


The image shows a login form titled "Enter your password". It contains two input fields: "TLD userid:" with the placeholder text "Userid" and "TLD Password:" with the placeholder text "Password". Below the fields is a red "SUBMIT" button.

[I forgot my password](#)

Figure 3: Registrar login screen

After you have successfully logged on to the TMDB web client using your temporary password, you will be asked to set a new password.



The image shows a form titled "Set new administrator password". It contains three input fields: "Current Password:" with a masked field of seven dots, "New Password:" with the placeholder text "New password", and "New Password verification:" with the placeholder text "New password". Below the fields is a red "SUBMIT" button.

Figure 4: Set a new password screen

Once you have logged in and set up your new password, you can navigate to the configuration screen using the 'profile' button.

ICANN Sunrise and Claims	Version: 2.2 (Final)
TMDB System User manual	Date: 22 oktober 2013

Figure 5: Profile screen for a Registrar

The configuration screen will allow the following:

- User profile management (section 3.2)
- TMDB system connections configuration (section 3.3)
- System connections testing with the TMDB system (section 3.3.3)
- Download or upload TMDB system information (section 3.4)

3.2. User profile management

Contact information may be updated using the configuration screen as follows:

- 'Person of Contact' (POC) information - this is the person to be contacted regarding administrative or general issues.
- 'Technical Person of Contact' (TPOC) information - this is the person to be contacted by system maintenance or the helpdesk personnel regarding technical questions.

Figure 6: Screen to specify Person of Contact (POC) information

ICANN Sunrise and Claims	Version: 2.2 (Final)
TMDB System User manual	Date: 22 oktober 2013

The POC may be the same person as the TPOC. POC name can be changed, but not the userid to log in, which is not related to the name of the POC

Your password may be changed at any time using the 'Change my password' link.

3.3. TMDB system connections configuration

On the configuration screen, connections to the SMD revocation list service and the CNIS service may be configured.

3.3.1. Configuring the SMD revocation list service

In order to connect to this service, the following values are required:

- An unique username (generated by the system)
- A password
- At least one IP address

Up to five IP addresses can be entered that identify each machine from which a revocation list will be downloaded. The IP addresses are then registered as 'safe' IP addresses with which the TMDB system can communicate.

The screenshot shows a configuration window titled "SMD revocation list service". It contains the following fields:

- Registry username: smdr1
- Registry password: Password
- Password Verify: Password verify
- IP 1: [IP address]
- IP 2: [IP address]
- IP 3: [IP address]
- IP 4: [IP address]
- IP 5: [IP address]

Figure 7: Screen to configure the SMD revocation list service

If you want to test your revocation list service configuration, you can configure the test parameters and download a test SMD revocation list (section 3.3.3).

3.3.2. Configuring the CNIS service

In order to connect to this service, the following values are required:

- An unique username (generated by the system)
- A password
- At least one IP address

Up to five IP addresses can be entered that identify each machine from which a CNIS list will be downloaded. The IP addresses are then registered as 'safe' IP addresses with which the TMDB system can communicate.

The screenshot shows a configuration window titled "CNIS service". It contains the following fields:

- Registrar username: <Not activated>
- Registrar password: Password
- Password Verify: Password verify
- Do not forget to specify password if you want to set new IP addresses.
- IP 1: [IP address]
- IP 2: [IP address]
- IP 3: [IP address]
- IP 4: [IP address]
- IP 5: [IP address]

Figure 8: Screen to configure the CNIS service

Once the CNIS service has been configured, it can be tested (section 3.3.3).

ICANN Sunrise and Claims	Version: 2.2 (Final)
TMDB System User manual	Date: 22 oktober 2013

3.3.3. Systems connections testing

ICANN requires Registrars to go through a testing process before full access to all production functionality is granted. This testing process is described in the "Welcome Package" you received from ICANN.

In advance of obtaining full access to all production functionality, the TMDB system provides the option to test configurations without the risk of affecting the production platform.

To configure settings in a test environment, switch from your regular account to a test account by selecting the 'Switch to TEST settings' link. This link will then change to 'Switch to PRODUCTION settings' in order to allow the switch back to the production environment.

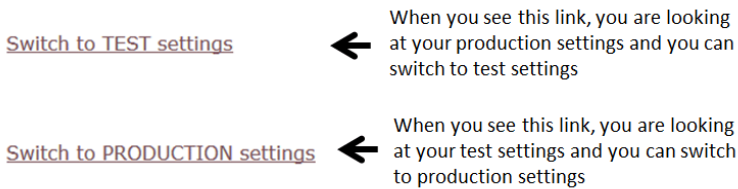


Figure 9: Switching from production to test (and vice versa)

Configure test settings in the same way as account settings (as described in the previous sections). After configuring the settings in the test environment, a CNIS file and a SMD revocation list can be downloaded from the test environment. The URLs of the test environment are different from URLs of the production environment.

A test 'Lookup Key' can be requested from a Registry. A test CNIS file can be downloaded directly via the following URL using a test 'Lookup Key'.

```
https://test.tmcnis.org/cnis/<lookupkey>.xml
```

A test SMD revocation list can be downloaded directly via the following URL:

```
https://test.ry.marksdbrg.org/smdrl/smdrl-latest.csv
```

3.4. Downloading files or utilizing services

After you have configured your connections correctly (section 3.3), you can download a SMD revocation list and CNIS files.

You can test your connections using the test environment (section 3.3.3). ICANN requires Registrars to go through a testing process before access to the production environment is granted.

3.4.1. How to download the SMD revocation list

A SMD revocation list can be downloaded manually using the 'SMD revoked list' link:

- 'Comma separated format' (.CSV); the manual download commences when you select the 'SMD revocation list' link.

The SMD revocation list can be downloaded directly via the following URL:

```
https://ry.marksdbrg.org/smdrl/smdrl-latest.csv
```

ICANN Sunrise and Claims	Version: 2.2 (Final)
TMDB System User manual	Date: 22 oktober 2013

A non-repudiation mechanism is offered using a detached PGP signature file that can be downloaded from:

<https://ry.marksdatabank.org/smdr/smdr-latest.sig>

This PGP signature can be verified using a public key that can be downloaded from:

<https://marksdatabank.org/tmdb/public/pubkey>

3.4.2. **How to request and download a CNIS file**

A CNIS file can be requested and downloaded by using the 'Lookup Key' received from your Registry. A CNIS file is used to create the TM Notice that is shown to the potential Registrant. 'Lookup Keys' are unique and are related to one label only.

A CNIS file can be downloaded automatically using your own system or manually using the following URL:

<https://tmcnis.org/cnis/<lookupkey>.xml>

ICANN Sunrise and Claims	Version: 2.2 (Final)
TMDB System User manual	Date: 22 oktober 2013

4. Appendix

This section contains the following background and reference information:

- Frequently asked questions
- Glossary

4.1. Frequently asked questions

The most requested information regarding the TMDB system:

Question: *How do I access the TMDB system?*

Answer: The TMDB web client can be reached via the URL <https://marksdb.org/tmdb/registrar/> (for registrar users) or the URL <https://marksdb.org/tmdb/registry/> (for registry users).

Question: *What is a "sunrise period"?*

Answer: A 30-day period during which trademark holders have the first opportunity to register domain names in a new gTLD before registrations are open to the general public.

Question: *What is a "claims period"?*

Answer: A 90-day period, during which anyone attempting to register a domain name matching an existing mark that is recorded in the Trademark Clearinghouse will receive a notification.

Question: *How can a Trademark Holder request a "sunrise registration"?*

Answer: Prior to the Sunrise period for a specific Top Level Domain (TLD) extension, Trademark holders receive a Signed Mark Data (SMD) file. This SMD file is similar to a password that demonstrates that minimum sunrise eligibility has been verified by the Trademark Clearinghouse, and provides the Trademark holder the opportunity to apply for a Domain Name that matches his trademark record under the specific Top Level Domain (TLD) extension. Trademark holders can provide the SMD file to the Registrar to claim the domain name.

Question: *I have lost my password for my account, how can I retrieve it?*

Answer: You can retrieve your password through the "I forgot my password" link on the TMDB login web page.

Question: *What is an SMD file?*

Answer: A Signed Mark Data (SMD) file is a token demonstrating that minimum eligibility requirements for Sunrise have been verified by the Clearinghouse. The SMD can be used by the Trademark holder to apply for a Domain Name during the sunrise period.

Question: *What is a CNIS file?*

Answer: A Claim Notice Information Service file; it contains the information to create the Trademark Notice for a label.

Question: *How do I obtain a CNIS file?*

Answer: A Registrar can request and download a CNIS file for a specific label using a 'Lookup Key' obtained from the Registry.

Question: *What is a Lookup key?*

Answer: Using the 'Lookup Key', a Registrar can request a list from the TMDB system which contains all Clearinghouse records matching the specific domain name. 'Lookup Keys' are unique and are related to one label only.

ICANN Sunrise and Claims	Version: 2.2 (Final)
TMDB System User manual	Date: 22 oktober 2013

Question: *Where can I retrieve a 'Lookup key'?*

Answer: A Registrar can request a 'Lookup Key' from their Registry.

Question: *Who do I contact if I have questions or need help?*

Answer: You can contact support using the 'Contact' link.

Question: *How do I register for the TMDB system?*

Answer: Existing ICANN accredited Registries will receive a TMDB web platform registration token by email; new Registries and Registrars will receive their registration tokens in their ICANN-provided Welcome Package.

Question: *What resources should I access for additional information and/or assistance?*

Answer: You may download the TMDB user manual or register for an ICANN webinar on the ICANN website at <http://newgtlds.icann.org/en/about/trademark-clearinghouse>.

Question: *What are webinars?*

Answer: A webinar is a media presentation distributed over the Internet. You can view recent webinars on the ICANN site or register for future webinars.

Question: *Are there any technical requirements for using the TMDB web client?*

Answer: The TMDB web client supports Internet Explorer 7.x and Internet Explorer 8.x. Firefox is also supported, however we are only able to certify the version of Firefox that is current at the time of release of the TMDB web client.

Question: *Do I have unlimited access to the Sunrise and Claims production and test platforms?*

Answer: There is a 10 minute timeout on the TMDB web client.

Question: *What do I do if I have no access to the production system?*

Answer: You can go to the TMDB landing page (<https://marksdb.org/tmdb/public/>) and check to see if there are any connectivity problems. If no information is displayed, you can raise an incident via the "Help" link.

Question: *Where can I find error definitions for the TMDB system?*

Answer: See 6.3.1.1 of <http://tools.ietf.org/html/draft-lozano-tmch-func-spec>.

Question: *Can I use the same machine (IP address) to access the test environment and the production environment?*

Answer: Yes, this IP address is then registered as 'safe' IP address to which both the TMDB test database and the production databases may communicate.

Question: *My own system seems to communicate well with the test environment. Can I use the same configuration for my production environment?*

Answer: The test environment and production environment are almost identical. If your connections work well in the test environment, they should also work well in the production environment.

ICANN Sunrise and Claims	Version: 2.2 (Final)
TMDB System User manual	Date: 22 oktober 2013

4.2. Glossary

Term	Description
Backend Registry operator	Entity that manages (a part of) the technical infrastructure for a Registry Operator. The Registry Operator may also be the Backend Registry Operator.
CA	Certificate Authority
CSV	Comma Separated Values
CNIS	Claim Notice Information Service. This service provides data for trademark Claims notices to Registrars.
CRL	Certificate Revocation List
DN	Domain Name
DNS	Domain Name System
DNL	Domain Name Label
EPP	Extensible Provisioning Protocol
FQDN	Fully Qualified Domain Name
HTTP	Hypertext Transfer Protocol
HTTPS	Hypertext Transfer Protocol Layer Security
ICANN-CA	ICANN's Certificate Authority (CA): Trust Anchor for the SMD PKI model
IDN	Internationalized Domain Names
LORDN	List of Registered Domain Names: This is the list of effectively allocated domain names matching a DNL of a PRM. Registries will upload this list to the TMDB (during the NORDN process)
Lookup Key	Lookup Key: A random string of up to 51 characters from the set [a-zA-Z0-9/] to be used as a Lookup Key by Registrars to obtain the trademark Claims notice using the CNIS. Lookup Keys are unique and are related to one DNL only.
NORDN	Notification of Registered Domain Names: The process by which Registries upload their recent LORDN to the TMDB.
PRM	Pre-registered mark: Mark that has been pre-registered with the TMCH.
Registrant	Person or Organization who would like to register a domain name within a gTLD via a Registrar.
Registrar Domain Name Registrar	Entity that registers Domain Names with the Registry on behalf of the Registrant (over the Registry's interface).
Registry Registry operator Domain name Registry	Entity that accepts Domain Name registrations from Registrars and maintains the central Database of Registered Domains. A Registry Operator is the contracting party for the TLD.
SMD	Signed Mark Data: A cryptographically signed token issued by the TMV to the TMH to be used in the Sunrise Period to apply for a Domain Name that matches a DNL of a PRM.
SMD File	A file containing the SMD (see above) and some human readable data. The latter is usually ignored in the processing of the SMD File.
SMDM Manager	A entity managing the SMDs, mainly maintaining lists of revoked SMDs
SMD Revocation List	The SMD revocation list is used by Registries (and optionally by Registrars) during the Sunrise Period to ensure that an SMD is still valid (i.e. not revoked). The SMD revocation list has a similar function as CRLs used in PKI.
SRS	Shared Registration System
Sunrise Period	During this period Domain Names matching a DNL of a PRM can be applied for by the respective mark holders or their representatives. For domain names that match a PRM, a special process applies to ensure a TMH gets informed of the registration of a domain name matching his/her PRM. Every launch of a new gTLD Registry starts with a Sunrise Period and is followed by a Trademark Claims Period.
TLD gTLD	Top Level Domain Generic Top Level Domain

ICANN Sunrise and Claims	Version: 2.2 (Final)
TMDB System User manual	Date: 22 oktober 2013

TMCH	<p>Trademark Clearing House is an ICANN central repository for information to be authenticated stored and disseminated, pertaining to the rights of trademark holders.</p> <p>The TMCH system supports trademark protection during the Sunrise and Claims periods during the launch of a new gTLD.</p>
TMDB	<p>Trademark Clearinghouse Database serves as the central database of the TMCH system to provide information to the new gTLD Registries and Registrars to support Sunrise or Trademark Claims Services. There is only one TMDB in the TMCH system that consolidates/contains the information about the "verified" Trademark records from the TMV's.</p>
TMH	<p>Trademark Holder: The person or organization owning rights on a Trademark. Trademark Holder Agents represent several TMH's</p>
TMV	<p>TMV, Trademark Validator, Trademark validation organization: An entity authorized by ICANN to authenticate and validate registrations of trademarks (registered trademarks, court-validated marks, or marks that are protected by statute or treaty) for protection during Sunrise and Claims periods. This entity would also be asked to ensure that proof of use of marks is provided, which can be demonstrated by furnishing a signed declaration and one specimen of current use.</p>
Trademark Mark	<p>Marks are used to claim exclusive properties of products or services. A mark is typically a name, word, phrase, logo, symbol, design, image, or a combination of these elements.</p>
Trademark Claims Claims	<p>Provides information to enhance the understanding of the Trademark rights being Claimed by the Trademark Holder.</p>
Trademark Claims Notice, Claims Notice, Trademark Notice, TCN	<p>A Trademark Claims Notice consists of one or more Trademark Claims and is provided to prospective Registrants of Domain Names.</p>
Trademark Claims Period	<p>During this period, a special process applies to DNs matching the DNL list to ensure a TMH gets informed of a domain name matching his/her PRM. For DNs matching the DNL list, Registrars show a Trademark Claims Notice to prospective Registrants that has to be acknowledged before effective allocation.</p>