
Welcome

IBM Webinar for the TradeMark DataBase (TMDB)

Webinar 3: TMDB registration, configuration and testing for Registrars

This Webinar will start Sep 11th, 2013 - 8.00 hrs UTC

If you have questions or problems with your connection

Please contact us at
webinar@be.ibm.com

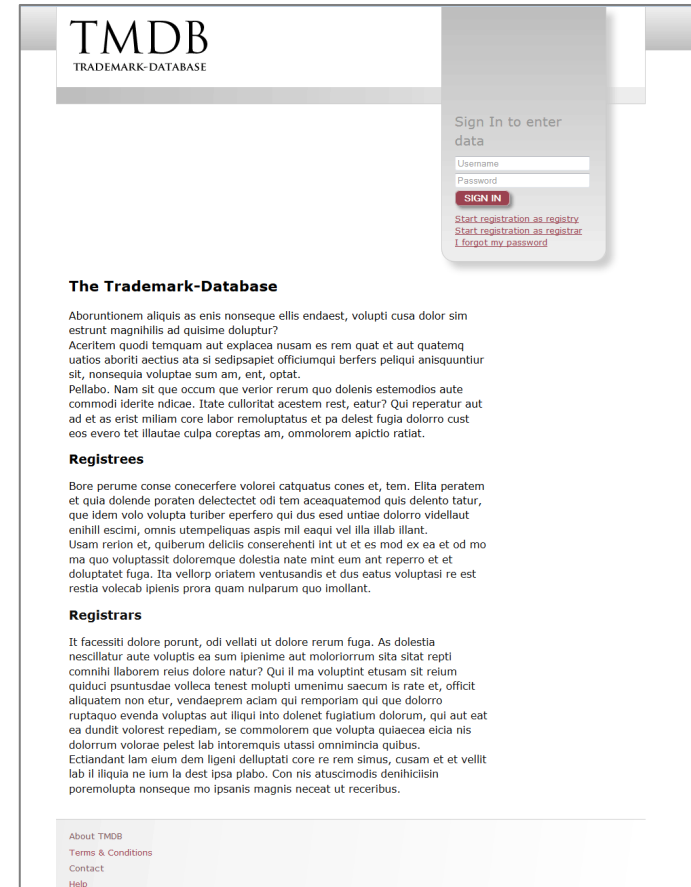
Trade Mark DataBase (TMDB) for Sunrise and Claims

Webinar 3: TMDB registration, configuration and testing for Registrars

Presenter(s) : IBM

Version : 0.2

<https://marksdb.org>



The screenshot shows the TMDB (Trade Mark DataBase) website. At the top left, the logo reads "TMDB TRADEMARK-DATABASE". On the right side, there is a "Sign In to enter data" section with input fields for "Username" and "Password", a "SIGN IN" button, and links for "Start registration as registry", "Start registration as registrar", and "I forgot my password". Below the login section, the heading "The Trademark-Database" is followed by a paragraph of placeholder text. Further down, there are sections for "Registrees" and "Registrars", each containing more placeholder text. At the bottom left, a navigation menu includes links for "About TMDB", "Terms & Conditions", "Contact", and "Help".

Introduction - Contents of this webinar

Introduction

Registering with the TMDB

Configuring the TMDB

TMDB testing

Upcoming webinars

Supporting material

Introduction: The scope of this webinar

This session is intended for **Registrar Operators and Back-End Registrar Operators** and will cover:

- TMDB first-time registration
- TMDB configuration for access to **Sunrise & Claims** services (managing your profile)
- TMDB testing functions and process, with a focus on the currently available Sunrise test functions

	Registrars	Registrars
	Webinar 1	
	•Introduction to the TMDB	
Sunrise	Webinar 2	Webinar 3
	•Register with TMDB & managing your profile •Sunrise test functions	•Register with TMDB & managing your profile •Sunrise test functions
Claims	Webinar 4	Webinar 5
	•Claims test functions	•Claims test functions

Introduction: The goal of this webinar

The goal of this and the upcoming webinars is to provide:

- An online explanation of the TMDB system to it's users
- Users the possibility to ask questions
- A repository of recorded presentations, questions and answers which serve as useful help resources for TMDB's users



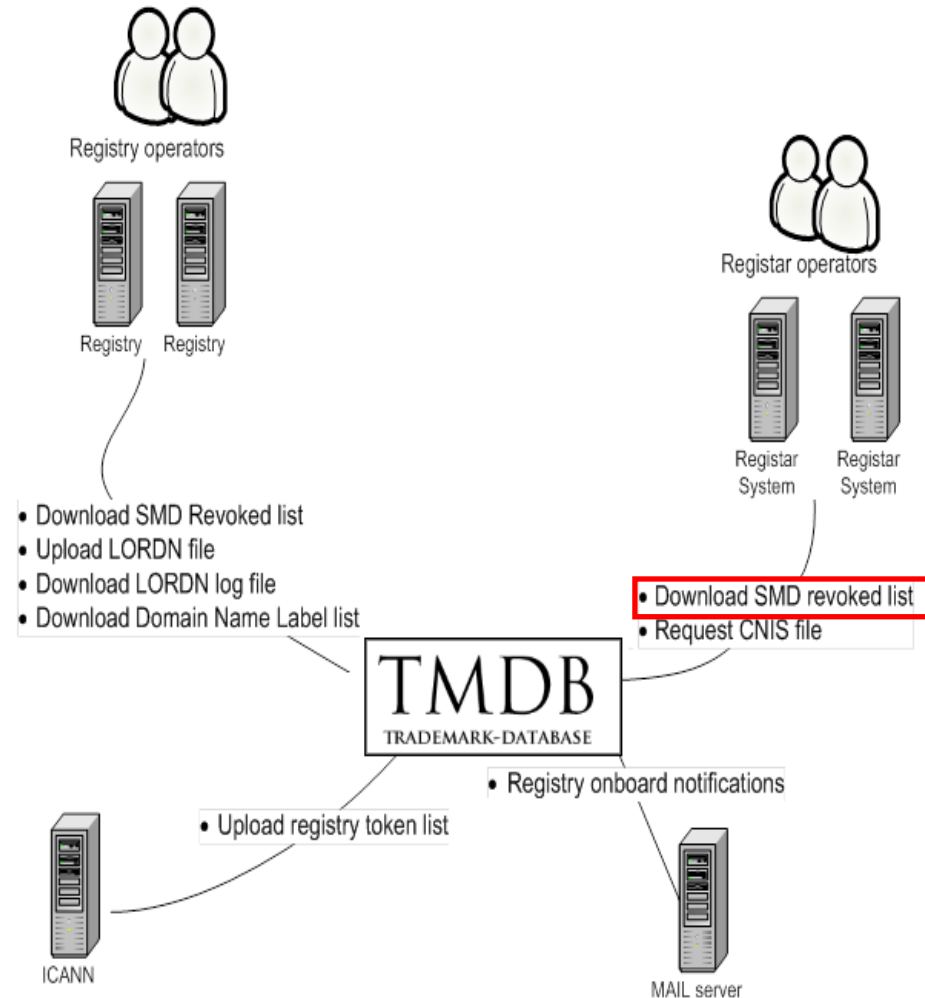
Introduction: TMDB implementation status update

Currently the TMDB system offers support for the Sunrise processes:

- Retrieve the SMD Revocation List

From september 9th 2013 the TMDB system will also support the Claims processes:

- Retrieve CNIS files



Contents of this webinar

Introduction

Registering with the TMDB

Configuring the TMDB

TMDB testing

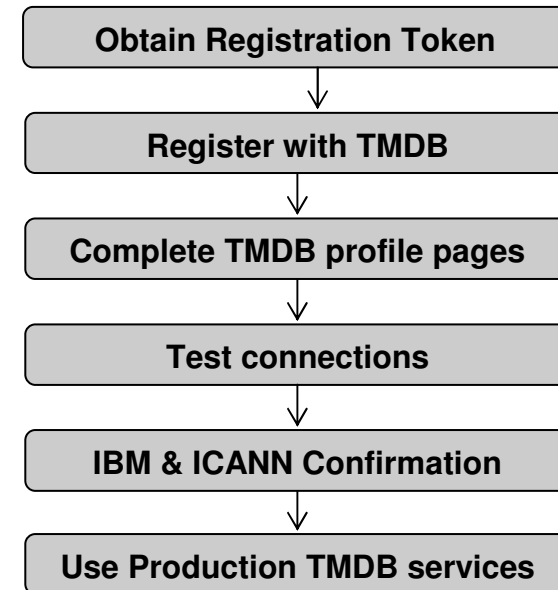
Upcoming webinars

Supporting material

Overview: Registering, configuring and testing the TMDB system

Steps you will have to undertake before you can use the full functionality of the TMDB system:

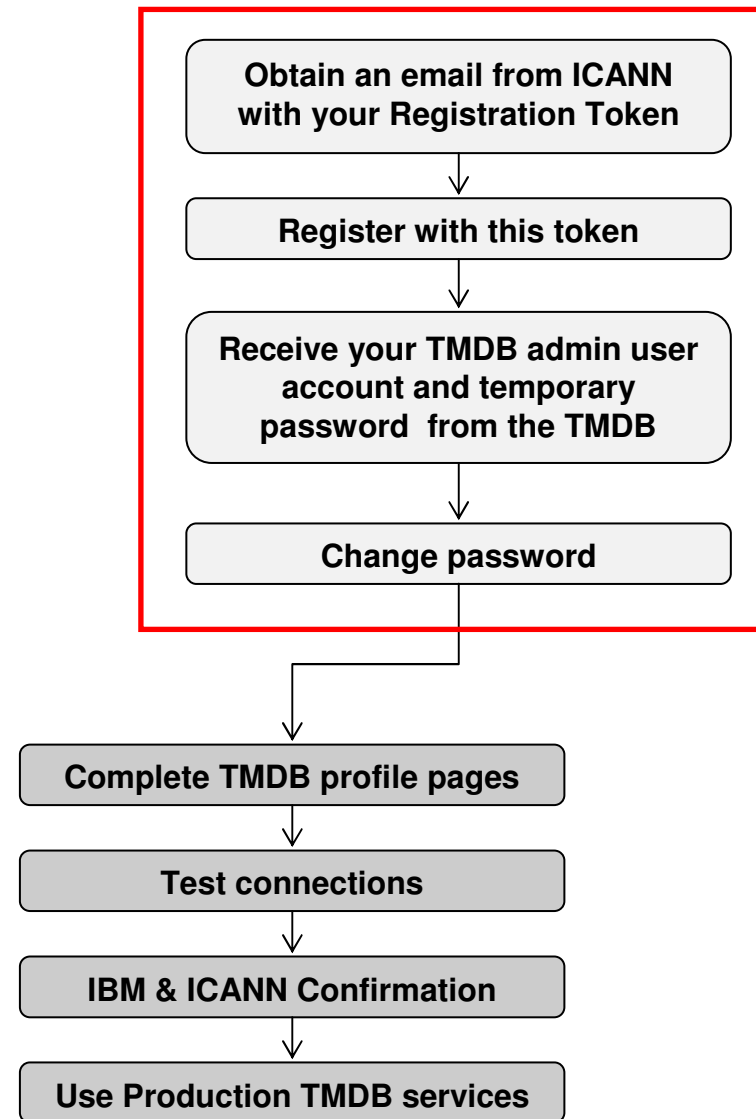
- Obtain a Registration Token from ICANN
- Register in the TMDB system using the Registration Token
- Configure your profile in order to use the TMDB services
- Test if your configured connections function properly
- Notify IBM and ICANN of test success
- Use TMDB services in the production environment



Introduction: TMDB registration steps

In order to set up your TMDB administrator account, several steps are required:

- You will have to obtain an email with an ICANN provided token
- You will have to register with this token to obtain a TMDB user account and temporary password
- After you have received a user account, you have to set your new password



Registering with TMDB: Step 1: obtain your Registration token

In order to obtain a TMDB Registration Token, you must have entered into a Registrar Agreement with ICANN for operation of a gTLD. You will then receive a Welcome Package **from ICANN**, which includes **an email with your Registration Token** and some instructions. As part of the onboarding with ICANN you will also have to specify the email address which will be used by the TMDB system to send your logon credentials once you start registering with the TMDB system.

If you have signed a Registrar Agreement with ICANN and have not received a registration token, or have any other question regarding the Registration Token, contact ICANN's Customer Support Center (CSC) at newgtld@icann.org.



Dear <"name">,

Thank you for completing the Registrar registration process, you are now also granted access to the TMDB environment.

The Web interface can be accessed via "<https://marksdb.org/tmdb/>"

Your credentials to access the TMDB environment are:

- Token: <token>

Contact us for additional information regarding the environment
<https://marksdb.org/tmdb/public/contact>

Please use the ticketing system available on the Clearinghouse User Interface to submit any issues or questions. We look forward to receiving your comments.

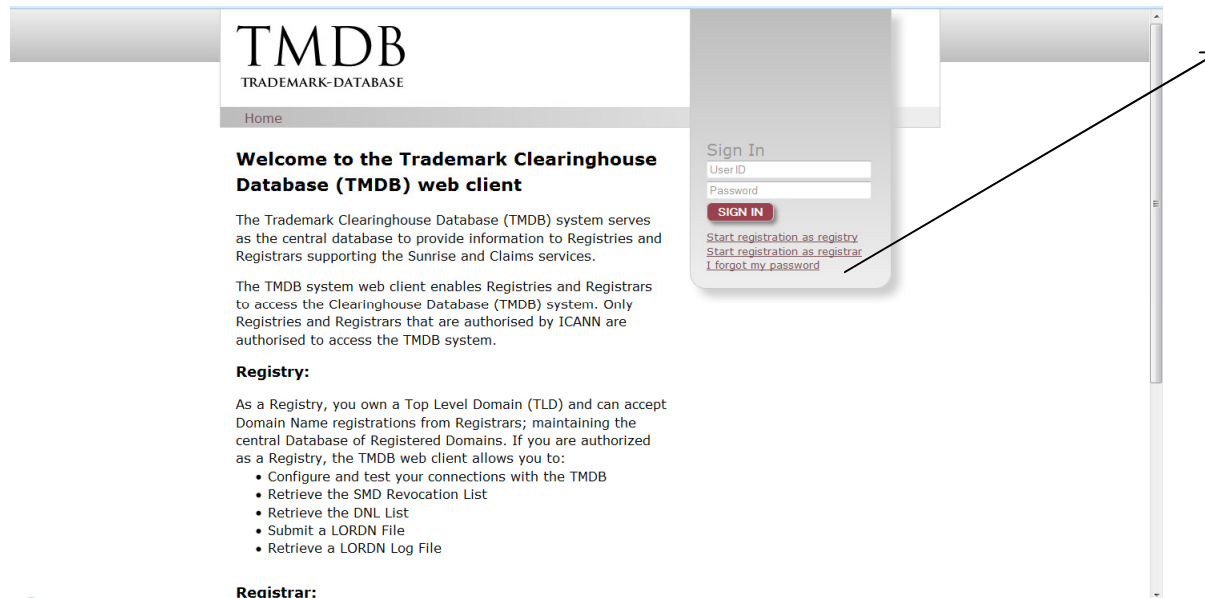
We thank you for your trust.

The Clearinghouse

Please do not reply to this e-mail address. If you should have any queries, then please submit your questions through the ticketing system available on the Clearinghouse User Interface.

Registering with TMDB: Step 2a: register with token

With your token, you can register via the TMDB home page (<https://marksdb.org>)



TMDB
TRADEMARK-DATABASE

Home

Welcome to the Trademark Clearinghouse Database (TMDB) web client

The Trademark Clearinghouse Database (TMDB) system serves as the central database to provide information to Registries and Registrars supporting the Sunrise and Claims services.

The TMDB system web client enables Registries and Registrars to access the Clearinghouse Database (TMDB) system. Only Registries and Registrars that are authorised by ICANN are authorised to access the TMDB system.

Registry:

As a Registry, you own a Top Level Domain (TLD) and can accept Domain Name registrations from Registrars; maintaining the central Database of Registered Domains. If you are authorized as a Registry, the TMDB web client allows you to:

- Configure and test your connections with the TMDB
- Retrieve the SMD Revocation List
- Retrieve the DNL List
- Submit a LORDN File
- Retrieve a LORDN Log File

Registrar:

Sign In

User ID

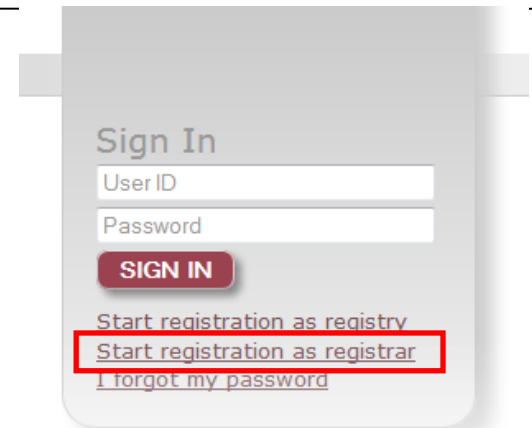
Password

SIGN IN

[Start registration as registry](#)

[Start registration as registrar](#)

[I forgot my password](#)



Sign In

User ID

Password

SIGN IN

[Start registration as registry](#)

[Start registration as registrar](#)

[I forgot my password](#)

Registering with TMDB: Step 2b: register with token

When clicking on the link “Start registration as Registrar” on the TMDB home page a new page will open for your first time registration.



First time registration:

Registrar id:

Enter your token:

Terms and Conditions:

Trademark Clearinghouse
Terms of Service Agreement for Registries and Registrars

These Trademark Clearinghouse Terms of Service Agreement for Registries and Registrars (this "Agreement") is entered into by and between the Internet Corporation for Assigned Names and Numbers, a California public- benefit non-profit corporation ("ICANN"), and you.

This Agreement sets forth the general terms and conditions of your

I Accept the Terms & Conditions:

SUBMIT

- About TMDB
- Terms & Conditions
- Contact
- Help

Enter the gTLD name and token you have received from ICANN

First time registration:

Registrar id:

Enter your token:

Terms and Conditions:

Trademark Clearinghouse
Terms of Service Agreement for Registries and Registrars

These Trademark Clearinghouse Terms of Service Agreement for Registries and Registrars (this "Agreement") is entered into by and between the Internet Corporation for Assigned Names and Numbers, a California public- benefit non-profit corporation ("ICANN"), and you.

This Agreement sets forth the general terms and conditions of your

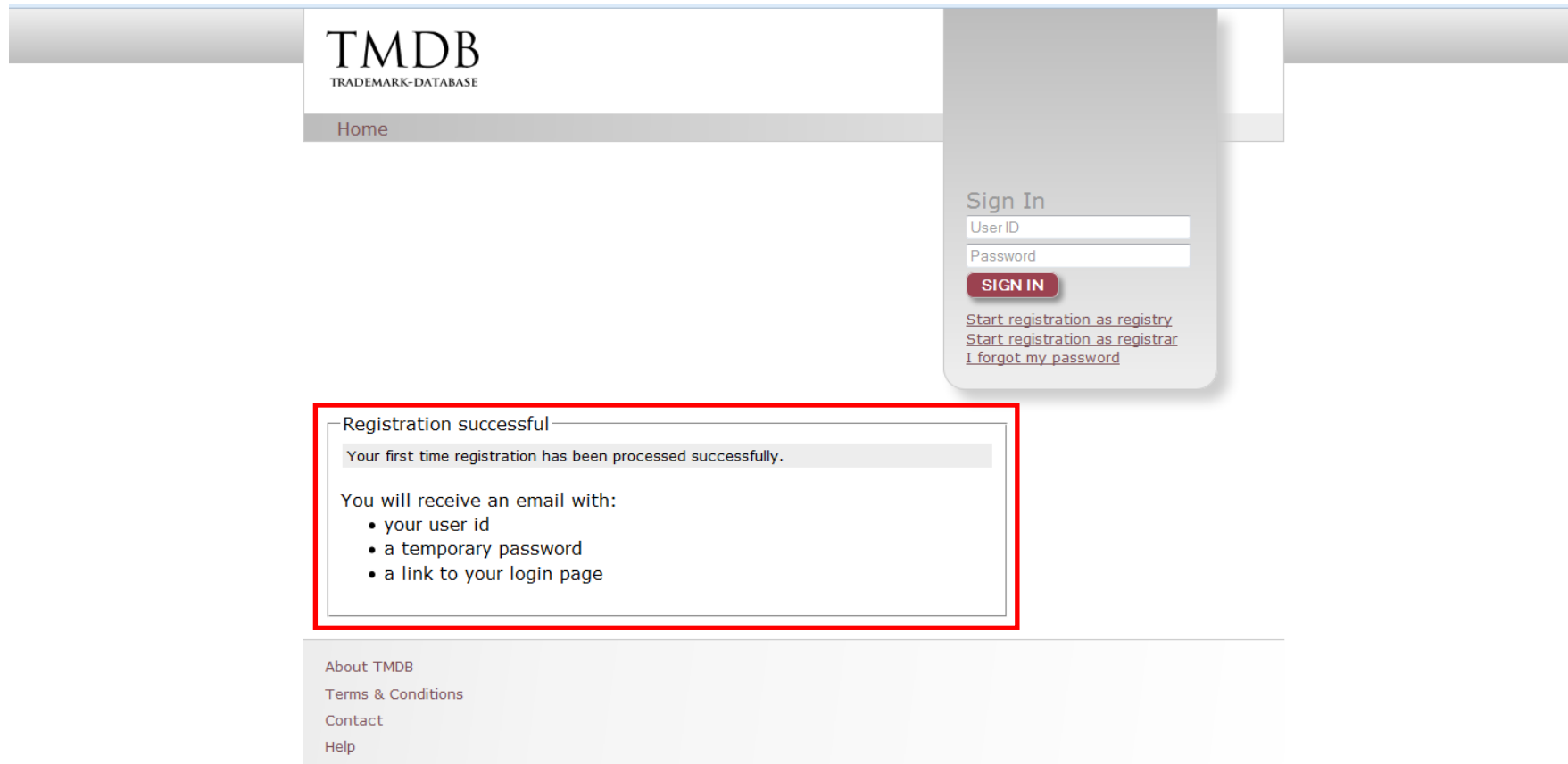
I Accept the Terms & Conditions:

SUBMIT

Accept the terms and conditions

Registering with TMDB: Step 2c: register with token

Registration Confirmation Screen



The screenshot shows the TMDB (Trade Mark DataBase) website interface. The header includes the TMDB logo and the text 'TRADEMARK-DATABASE'. A navigation bar contains a 'Home' link. On the right side, there is a 'Sign In' section with input fields for 'User ID' and 'Password', a 'SIGN IN' button, and three links: 'Start registration as registry', 'Start registration as registrar', and 'I forgot my password'. A central message box, outlined in red, displays the following text: 'Registration successful', 'Your first time registration has been processed successfully.', and 'You will receive an email with:' followed by a bulleted list: 'your user id', 'a temporary password', and 'a link to your login page'. At the bottom left, there is a footer menu with links for 'About TMDB', 'Terms & Conditions', 'Contact', and 'Help'.

Registering with TMDB: Step 3: receive your TMDB login credentials

Upon a successful registration, an email will be sent with the following information:

- A unique user ID
- A temporary password
- The URL (link) to your login page

Dear A,

You have successfully completed the first part of registration process as a Registrar. You now have access to the TMDB web client.

Please find below your username and temporary password:

- Username: administrator
- Password: KK KK

Please sign in at <https://marksdb.org> and change your password within ten (10) calendar days of the date of this e-mail.

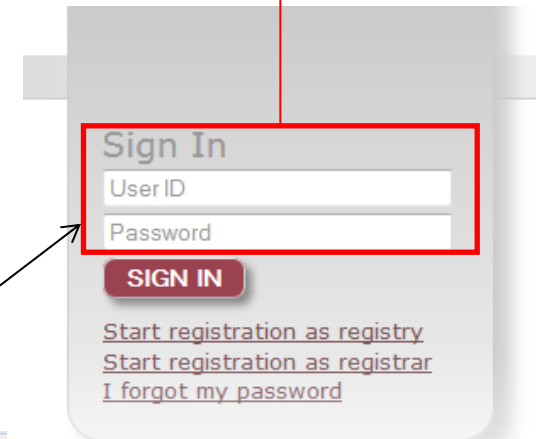
Please do not reply to this e-mail address. If you have any questions, please submit them through the ticketing system available on the Clearinghouse user interface.

We thank you for your trust.

Registering with TMDB: Step 4a: log on & change password

Once you received your username/temporary password, you can log on to the TMDB system at <https://marksdb.org>

Enter your username/temporary password



Sign In

User ID

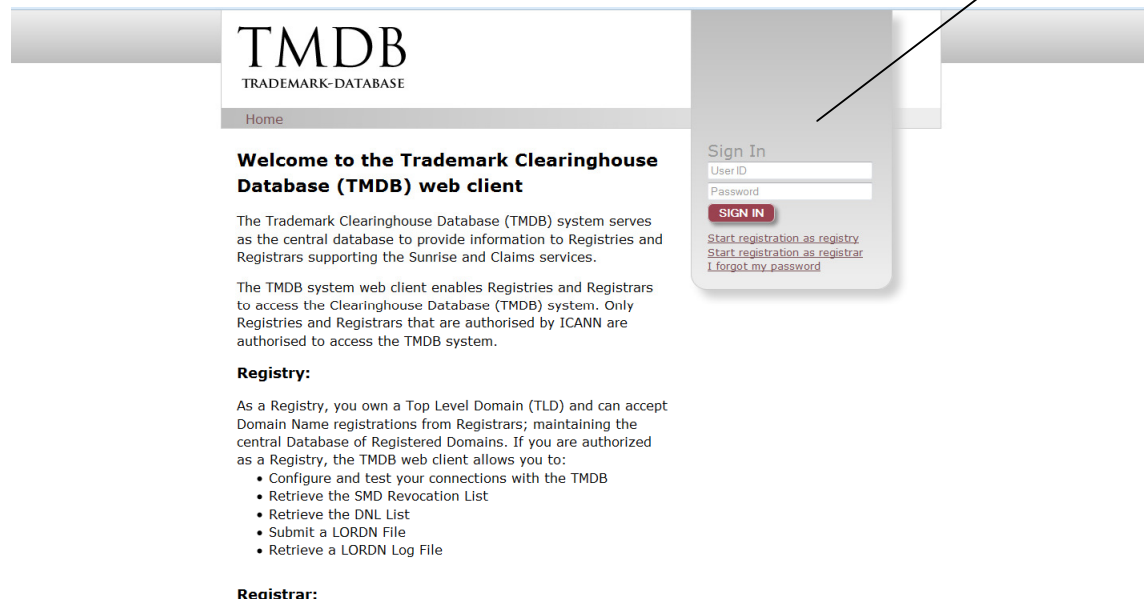
Password

SIGN IN

[Start registration as registry](#)

[Start registration as registrar](#)

[I forgot my password](#)



TMDB
TRADEMARK-DATABASE

Home

Welcome to the Trademark Clearinghouse Database (TMDB) web client

The Trademark Clearinghouse Database (TMDB) system serves as the central database to provide information to Registries and Registrars supporting the Sunrise and Claims services.

The TMDB system web client enables Registries and Registrars to access the Clearinghouse Database (TMDB) system. Only Registries and Registrars that are authorised by ICANN are authorised to access the TMDB system.

Registry:

As a Registry, you own a Top Level Domain (TLD) and can accept Domain Name registrations from Registrars; maintaining the central Database of Registered Domains. If you are authorized as a Registry, the TMDB web client allows you to:

- Configure and test your connections with the TMDB
- Retrieve the SMD Revocation List
- Retrieve the DNL List
- Submit a LORDN File
- Retrieve a LORDN Log File

Registrar:

Sign In

User ID

Password

SIGN IN

[Start registration as registry](#)

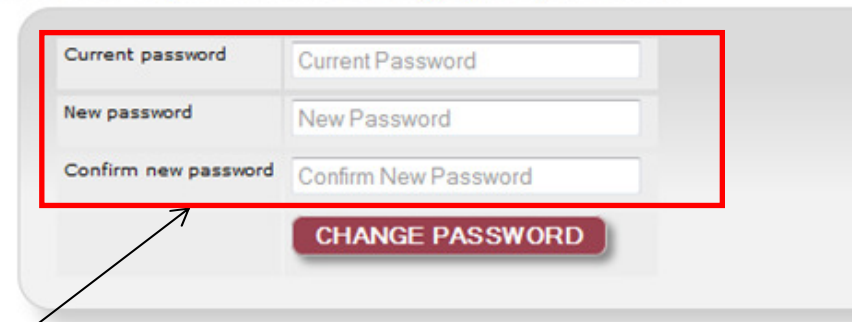
[Start registration as registrar](#)

[I forgot my password](#)

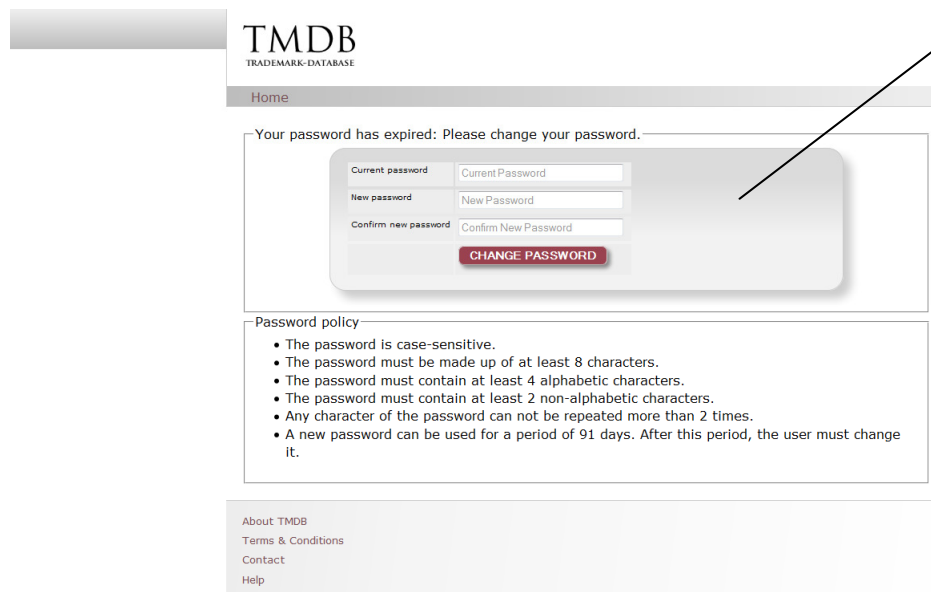
Registering with TMDB: Step 4b: log on & change password

After you have successfully logged on to the TMDB system with your temporary password, you will be asked to set a new password.

Your password has expired: Please change your password.



A close-up view of the password change form. It features three input fields: 'Current password' (with placeholder 'Current Password'), 'New password' (with placeholder 'New Password'), and 'Confirm new password' (with placeholder 'Confirm New Password'). Below these fields is a red button labeled 'CHANGE PASSWORD'. A red rectangular box highlights the three input fields, and an arrow points from this box towards the main screenshot below.



The screenshot shows the TMDB (TRADEMARK-DATABASE) website. At the top, it says 'Home'. Below that, a message reads: 'Your password has expired: Please change your password.' This message is followed by a form identical to the one shown in the close-up above. Below the form, there is a 'Password policy' section with the following requirements:

- The password is case-sensitive.
- The password must be made up of at least 8 characters.
- The password must contain at least 4 alphabetic characters.
- The password must contain at least 2 non-alphabetic characters.
- Any character of the password can not be repeated more than 2 times.
- A new password can be used for a period of 91 days. After this period, the user must change it.

At the bottom of the page, there are links for 'About TMDB', 'Terms & Conditions', 'Contact', and 'Help'.

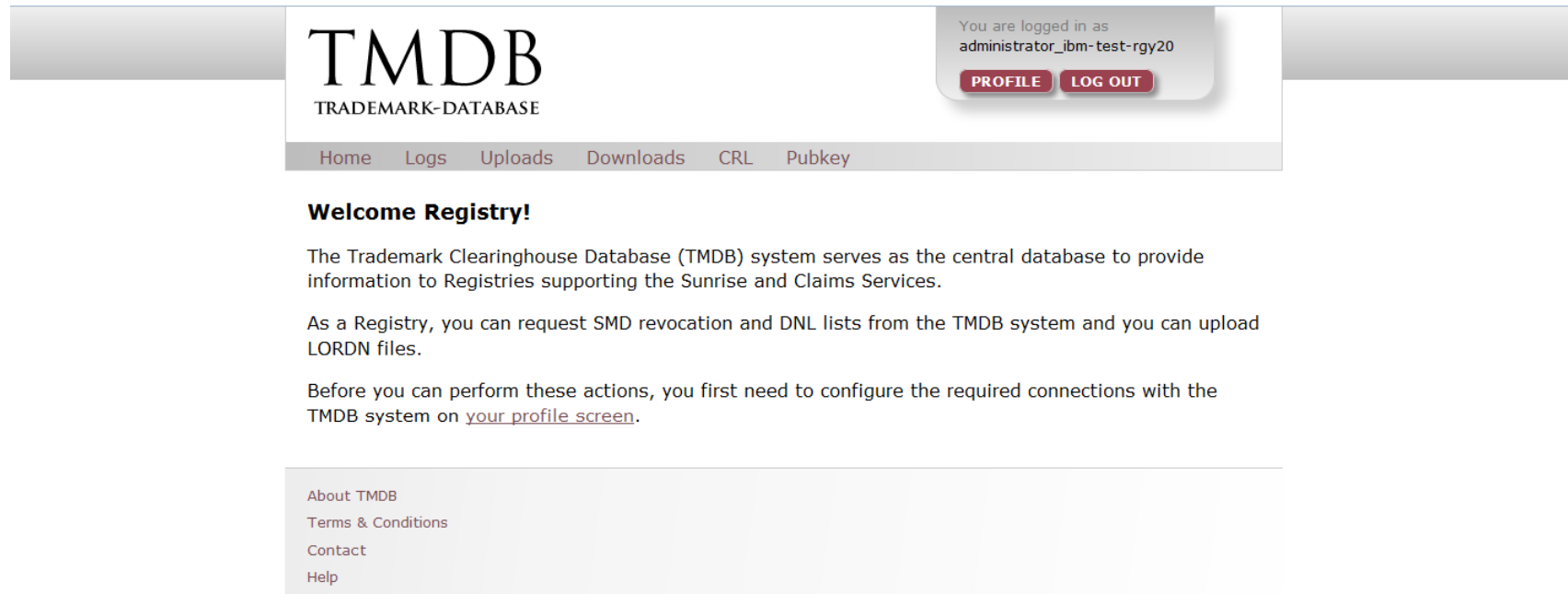
Registering with TMDB: Step 4c: log on & change password

The password policy:

- The password is case-sensitive.
- The password must be made up of at least 8 characters.
- The password must contain at least 4 alphabetic characters.
- The password must contain at least 2 non-alphabetic characters.
- Any character of the password can not be repeated more than 2 times.
- A new password can be used for a period of 91 days. After this period, the user must change it.

Registering with TMDB: Step 4d: log on & change password

Welcome screen after login.



The screenshot shows the TMDB (Trademark-Database) welcome screen. At the top left is the TMDB logo and 'TRADEMARK-DATABASE'. To the right, a notification box indicates the user is logged in as 'administrator_ibm-test-rgy20' with 'PROFILE' and 'LOG OUT' buttons. Below the logo is a navigation menu with links: Home, Logs, Uploads, Downloads, CRL, and Pubkey. The main content area features a 'Welcome Registry!' heading, followed by a paragraph explaining the TMDB system's role as a central database for registries. It then states that registries can request SMD revocation and DNL lists and upload LORDN files. A final paragraph advises that before performing these actions, users must configure connections on their profile screen. At the bottom left, there is a sidebar menu with links: About TMDB, Terms & Conditions, Contact, and Help.

Introduction - Contents of this webinar

Introduction

Registering with the TMDB

Configuring the TMDB

TMDB testing

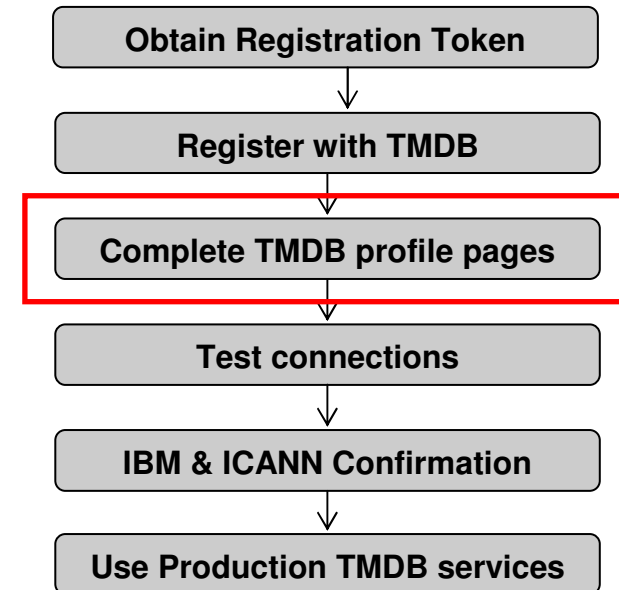
Upcoming webinars

Supporting material

Completing your profile pages


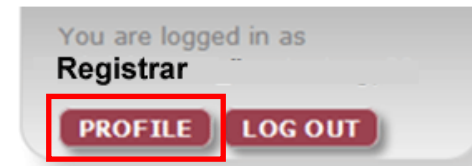
Steps you will have to undertake before you can use the full functionality of the TMDB system:

- Obtain a Registration Token from ICANN
- Register in the TMDB system using the Registration Token
- Configure your profile in order to use the TMDB services
- Test if your configured connections function properly
- Notify IBM and ICANN of test success
- Use TMDB services in the production environment



Completing your profile pages

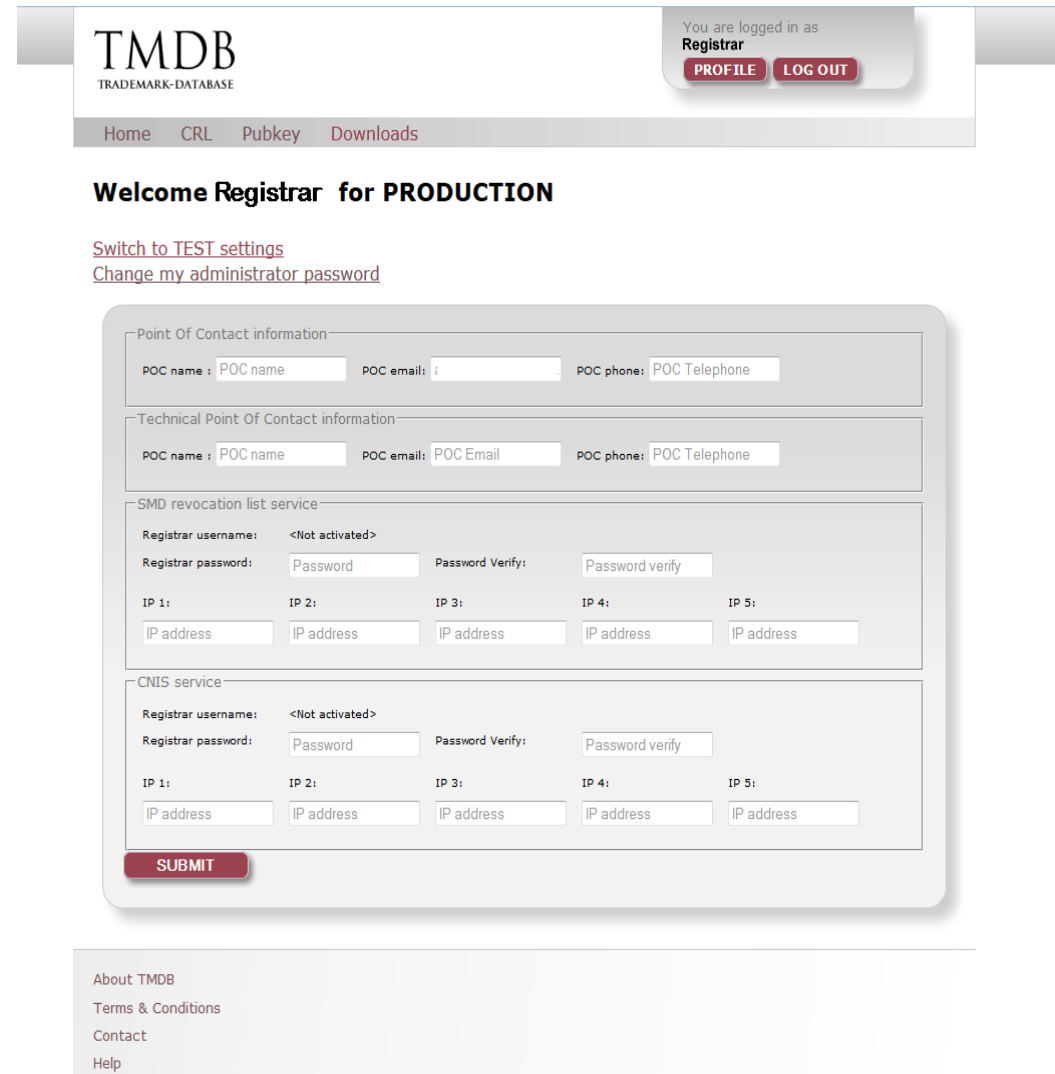
To access your profile pages, login to the TMDB system and select "Profile"



Completing your profile pages: Overview

The profile pages allow the following:

1. Complete Point of Contact information
2. Complete connection settings for Production access to Sunrise and Claims services
3. Complete connection settings for Test access to Sunrise and Claims services
4. Change your TMDB administrator password (the one you used to login to the TMDB system)



The screenshot shows the TMDB Registrar profile page. At the top, it says "TMDB TRADEMARK-DATABASE" and "You are logged in as Registrar" with "PROFILE" and "LOG OUT" buttons. Below this is a navigation bar with "Home", "CRL", "Pubkey", and "Downloads". The main heading is "Welcome Registrar for PRODUCTION". There are two links: "Switch to TEST settings" and "Change my administrator password".

The main form area contains four sections:

- Point Of Contact information:** Fields for POC name, POC email, and POC phone (POC Telephone).
- Technical Point Of Contact information:** Fields for POC name, POC email (POC Email), and POC phone (POC Telephone).
- SMD revocation list service:** Fields for Registrar username (<Not activated>), Registrar password, Password Verify, and five IP address fields (IP 1 to IP 5).
- CNIS service:** Fields for Registrar username (<Not activated>), Registrar password, Password Verify, and five IP address fields (IP 1 to IP 5).

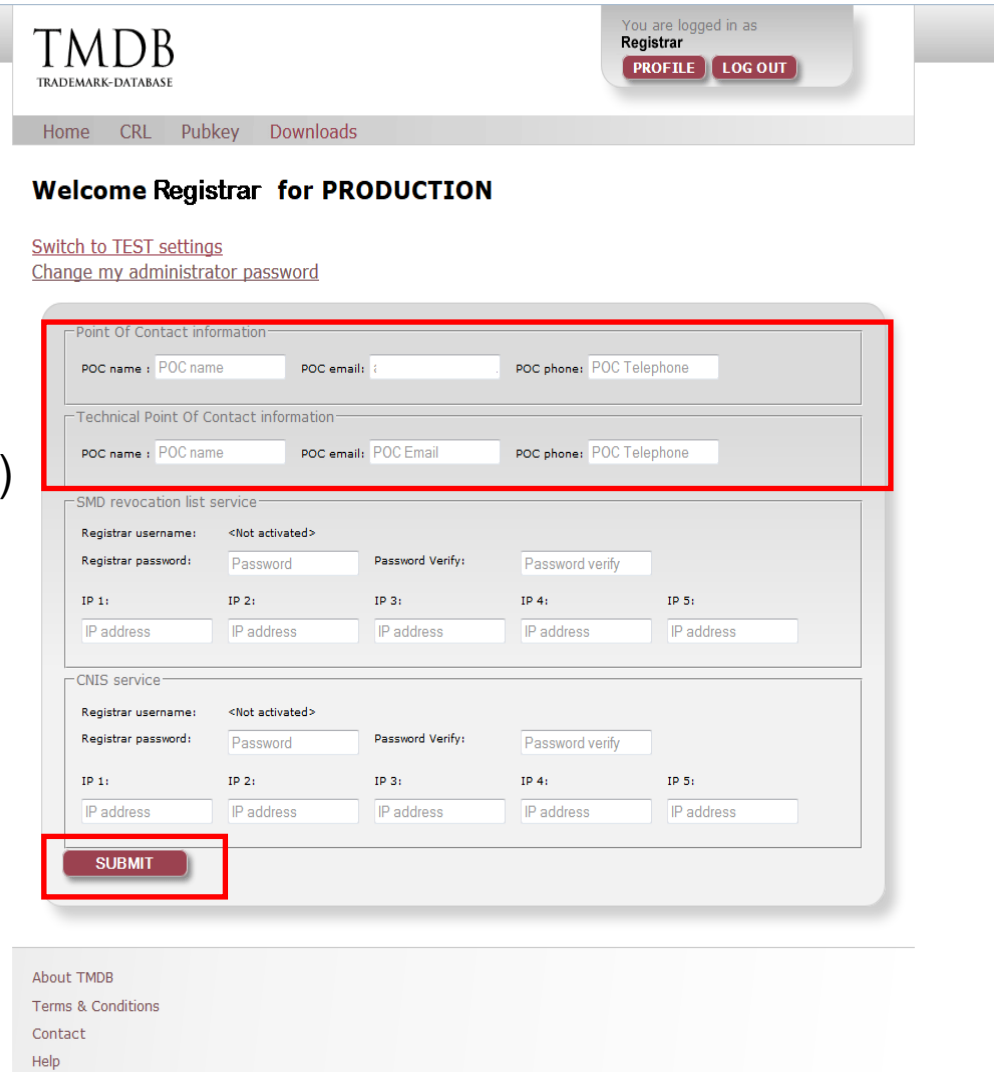
A "SUBMIT" button is located at the bottom of the form area.

At the bottom of the page, there is a footer with links: "About TMDB", "Terms & Conditions", "Contact", and "Help".

Completing your profile pages: Configure contact information

Contact information may be updated using the configuration screen as follows:

- ‘Person Of Contact’ (POC) information - this is the person to be contacted regarding administrative or general issues.
- ‘Technical Person Of Contact’ (TPOC) information - this is the person to be contacted by system maintenance or the helpdesk personnel regarding technical questions.



The screenshot shows the TMDB (Trade Mark DataBase) configuration interface. At the top, it says "TMDB TRADEMARK-DATABASE" and "You are logged in as Registrar" with buttons for "PROFILE" and "LOG OUT". Navigation links include "Home", "CRL", "Pubkey", and "Downloads". The main heading is "Welcome Registrar for PRODUCTION". There are links for "Switch to TEST settings" and "Change my administrator password".

The configuration form is divided into several sections:

- Point Of Contact information:** Fields for POC name, POC email, and POC phone (POC Telephone).
- Technical Point Of Contact information:** Fields for POC name, POC email (POC Email), and POC phone (POC Telephone).
- SMD revocation list service:** Fields for Registrar username (<Not activated>), Registrar password, Password Verify, and five IP address fields (IP 1 to IP 5).
- CNIS service:** Fields for Registrar username (<Not activated>), Registrar password, Password Verify, and five IP address fields (IP 1 to IP 5).


A "SUBMIT" button is located at the bottom of the form. The "Point Of Contact information" and "Technical Point Of Contact information" sections, along with the "SUBMIT" button, are highlighted with red boxes in the image.

At the bottom of the page, there are links for "About TMDB", "Terms & Conditions", "Contact", and "Help".

Completing your profile pages: Configure connection information

In order to connect to a Sunrise and Claims service, the following values are required:

- a password for each service (the can be the same for each service)
- at least one and maximum 5 IP address for each service (these can be the same for each service)


TRADEMARK-DATABASE

You are logged in as
Registrar

[PROFILE](#) [LOG OUT](#)

[Home](#) [CRL](#) [Pubkey](#) [Downloads](#)

Welcome Registrar for PRODUCTION

[Switch to TEST settings](#)
[Change my administrator password](#)

Point Of Contact information

POC name : POC email: POC phone:

Technical Point Of Contact information

POC name : POC email: POC phone:

SMD revocation list service

Registrar username:

Registrar password: Password Verify:

IP 1: IP 2: IP 3: IP 4: IP 5:

CNIS service

Registrar username:

Registrar password: Password Verify:

IP 1: IP 2: IP 3: IP 4: IP 5:

[About TMDB](#)
[Terms & Conditions](#)
[Contact](#)
[Help](#)

Slide 24

© Copyright IBM Corporation 2013

Introduction - Contents of this webinar

Introduction

Registering with the TMDB

Configuring the TMDB

TMDB testing

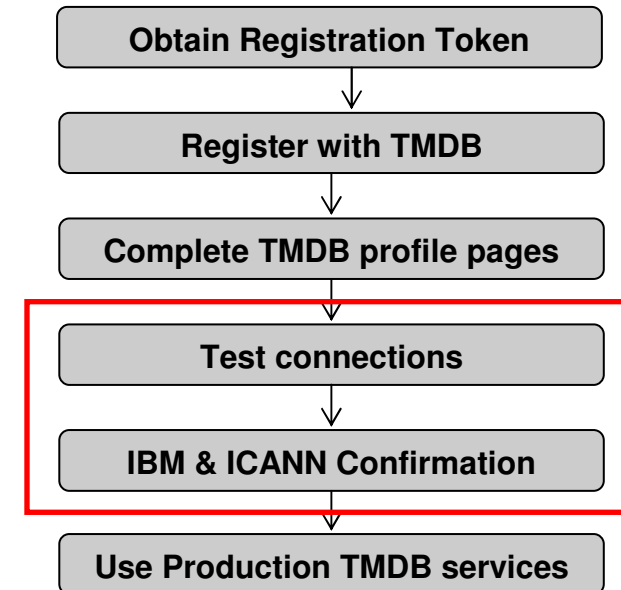
Upcoming webinars

Supporting material

TMDB Testing

Steps you will have to undertake before you can use the full functionality of the TMDB system:

- Obtain a Registration Token from ICANN
- Register in the TMDB system using the Registration Token
- Configure your profile in order to use the TMDB services
- Test if your configured connections function properly
- Notify IBM and ICANN of test success
- Use TMDB services in the production environment



Testing the SMD revocation list service: URLs

Once the SMD revocation list test connections have been configured, they can be tested:

- A test SMD revocation list can be downloaded, as well as the corresponding signature file
- The validity of the SMD revocation list can be verified by using the signature file and the related public key that is published in the TMDB system

A test SMD revocation list can be downloaded from:

<https://test.ry.marksdatabse.org/rsmd/smdrl-latest.csv>

A test SMD revocation list signature can be downloaded from:

<https://test.ry.marksdatabse.org/rsmd/smdrl-latest.sig>

Testing the SMD revocation list service: signature file public key URL

- The public key can be downloaded from:

<https://marksdb.org/tmdb/public/pubkey>

- Or can be accessed via the TMDB web interface as shown on the right
- This public key can be used for validation of all downloaded TMDB files

TMDB
TRADEMARK-DATABASE

Home Logs Uploads Downloads CR **Pubkey**

You are logged in as administrator_ibm_test_rgy
PROFILE LOG OUT

```
-----BEGIN PGP PUBLIC KEY BLOCK-----
Version: GnuPG v2.0.14 (GNU/Linux)

mQENBFHawggBCADUpTc5cW8aOrYmfkgERx0yufnAhnEnuXprn0+KLxYG+3zgXGQ9
SRJzNHPZfJGIApmyfwhS+HBX8xIT1DH5Zf1KN2Irr0cv0oTa9hFwxFaFbZn+29L3
L0TZfQLUFZF2LTuxdre03alNoN1ZOF+yoSPT3PKWacRWiWN+oBleuIAkxuFy0GcH
tU1929cRdV2NMn1lgHk7RCS0quZ2VkcDFdvWwJUyem66Ya0NePJblbLYqen/Z1sA
mJ1cXRkzkf6DnPouDetFu5yonkl+1j+ICBwzbe2NpfHgf3+Er/WaVoGE+hTaaK2k
mp9+x6S+QJqa2Rd5Ru+Kr98BEZDXnwrinki9ABEBAAAG0LHN1cHBvcnQgYXQgbWYy
a3NkYi5vcmcgPHN1cHBvcnRabWFya3NkYi5vcmc+1QE4BBMBAgAiBQJR2sIIAhsD
BgsJCACdAgYVCAIJCgsEFgIDAQIeAQIXgAAKCRBbwuW5avDD9pDnB/4mUHnDs/kJ
dIYZ8bTUuJoIb/+61ZaJXQi81FqgWdRs6iOyzQYoH+xo9iJd+RzXU8dZPKDIgKhT
I5S9NkEWto6y+mXNGLQd213606VODyFU6E834wbzVdJcODCqN2X4+v0cnzc2qHd
IMyGKKsxx4QDRiFu+1mZUF2rz54I9Lm17MEpJCiMPgPeMpm3Vf7V0r74neviaeZ3
hhiHH+dNXO1/za1R4+Q27wQSVWKJHZtUV3g4pCQuOimGfVN9HSQtefQg4nv9jB2S
JpwsPWYKf4GRkBwbh05V81KwAikUr14JB7dWx2DfTifhWRAqM06Tuqrb/jHDDzvs
qF/5nD3PwxYuuQENBFHawggBCADYr3ntr0Z8DdrCSropUGF3AYYSEPrriuS6Td2t
eVnGY71jStQdz1cgbeDrWmlPltR3NdXmFF2/Erbs5ayjFdkG/GWTr5kqOZccPwEc
4LVIV88OP1VZ1x3OArBUMCBvOPjPSa1aJ3ThHurRQ2uKyCD+5nyx1qMczdrCvQ
UQxOJHYDz2kP53LAqe07Lx6qHQUKOP+dZ5FdZE/y1OYrhCuvygggYbNZz3904sZ1
SJudhOLr7aIzgz7ZZDsCMtoRDi+HupRuVYg3ty6IiUtIhdIS8FUAEIh5hVgmM/Uq
exD/n2oVskzfyCEGpHYmlB+IiVYYgI329Ie6pxUO2J1/3zMDABEBAAAGJAR8EGAEC
AAkFAlHawggCGwACGkQW8LluWrwW/YxqAf/fpgGnbKkm7GeZ6/DiGCaz7uoDmxL+
mfHO/8ePabdEIf+adxfaPedo6r+1SLAPbSghD3UUNLad1wk2Y1Wcb3E5wRTbHGwG
5hwBESKPR15Hbi+raULWssMBM21JrMddMRDsFdFxdyht902Q2nurZsco8nyPZ/Zh
+r6v187L9JmyMjUMrcOOIyYHDOMTuZweE8duyTLESBqaI+60KvCmiGFN12q6HSwQ
kPFDerVKEZ3N484K2zIYW+9bJigrAJvQtfx49V9sVnVe8WxDBBSBjaUiIMQz1ogE
pDV/Vh01xy/qrOjZRGCBG7rNB9y97iRsdIqu6CPmDHgBBIx5nyZnuR0qEw==
=ZA9c
-----END PGP PUBLIC KEY BLOCK-----
```

Testing: ICANN Certification: Overview

ICANN requires Registrars to go through a TMDB testing and certification process before using production functionality.

This testing and certification process is described in the "welcome package" you will from ICANN.

Before certification, you should only use the TMDB test functions.



Testing: ICANN Certification: Tests to be performed

For the Registrar, the following tests must be performed:

- Download a SMD Revocation List.
- Download a CNIS file (to be explained in future webinar).



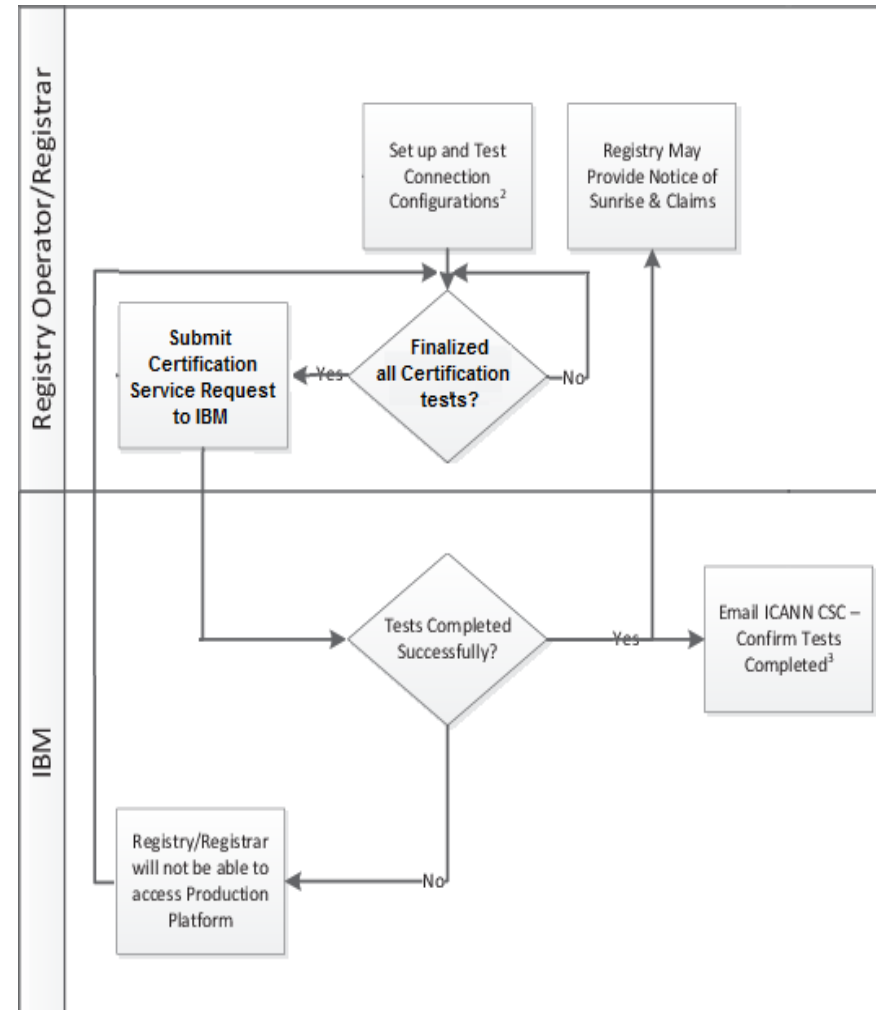
Testing: CANN certification: Test validation process

After all the tests have been successfully performed by a Registrar, a Service Request must be raised in the IBM Service Portal and successful test evidence attached

IBM will verify the request and will send an email notifying ICANN of successful test completion and update and close the Service Request notifying the requester of the status.

In case of a failure, only the requester will be informed.

More details are available at <http://newgtlds.icann.org/en/about/trade-mark-clearinghouse>



Introduction - Contents of this webinar

Introduction

Registering with the TMDB

Configuring the TMDB

TMDB testing

Upcoming webinars

Supporting material

Upcoming webinars: Overview

Conducted webinars: 1, 2

Upcoming webinars: 2, 3 (next week), 4 and 5

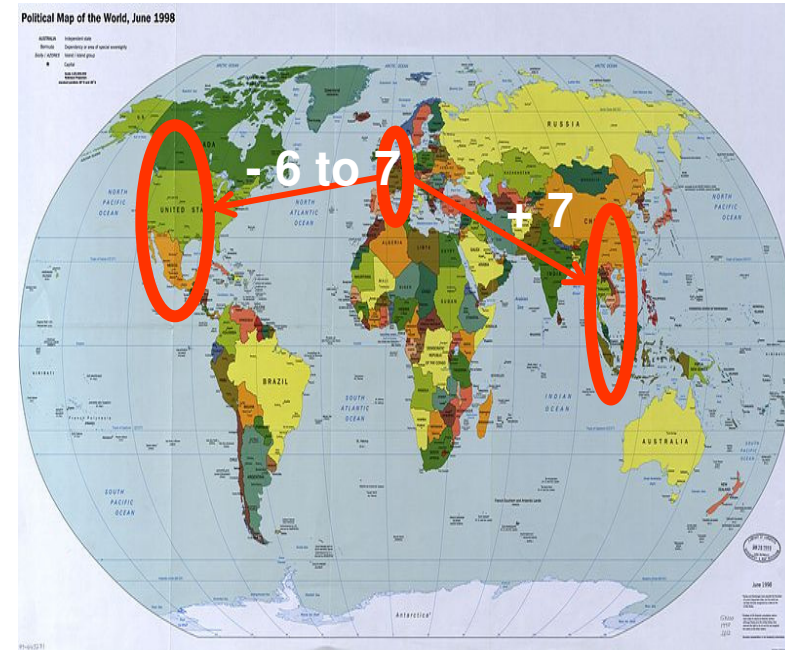
Refer to the ICANN site for schedule details.

	Registrars	Registrars
	Webinar 1	
	•Introduction to the TMDB	
Sunrise	Webinar 2	Webinar 3
	•Register with the TMDB & managing your profile •Sunrise test functions	•Register with the TMDB & managing your profile •Sunrise test functions
Claims	Webinar 4	Webinar 5
	•Claims test functions	•Claims test functions

Upcoming webinars: Timing

Given the time zones to cover, each webinar is scheduled twice:

- Wednesdays even weeks at 15:00 – 17:00 UTC
- Wednesday odd weeks at 08:00 – 10:00 UTC



Introduction - Contents of this webinar

Introduction

Registering with the TMDB

Configuring the TMDB

TMDB testing

Upcoming webinars

Supporting material

Supporting Material

The draft TMCH functional specification

<http://tools.ietf.org/html/draft-lozano-tmch-func-spec-06>

ICANN TMDB webpages with amongst others TMDB manuals and FAQs

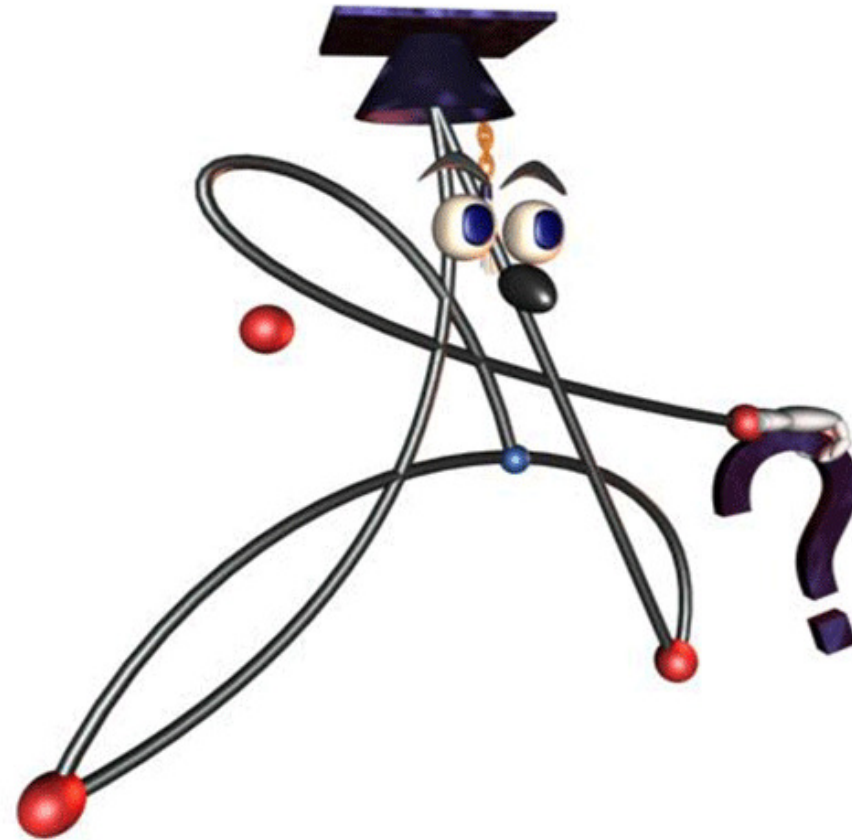
<http://newgtlds.icann.org/en/about/trademark-clearinghouse/scsvcs>

The TMDB webinar recordings:

<http://newgtlds.icann.org/en/announcements-and-media/webinars>

The TMDB webinar announcements can be found at:

<http://newgtlds.icann.org/en/announcements-and-media/webinars>



Questions?